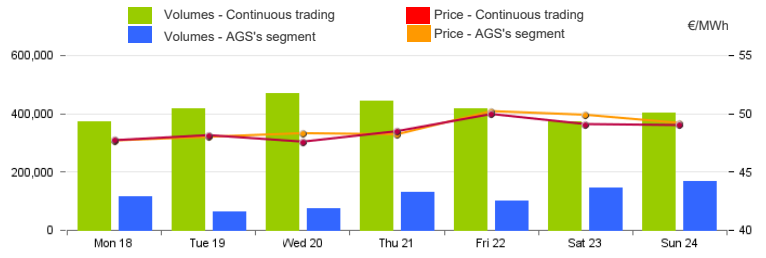


Spot Gas Market (MP-GAS)

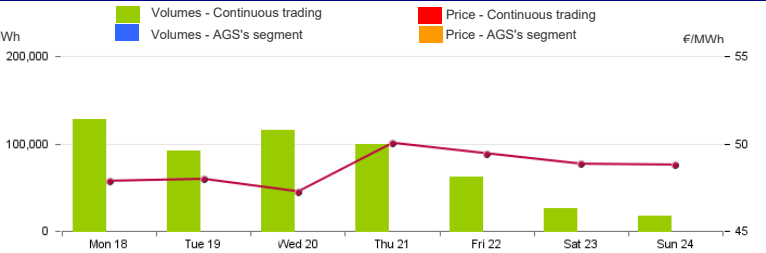
Day-Ahead Gas Market (MGP-GAS)

	Price. €/MWh				Volumes. MWh			
	Average	Var	Min	Max	Total	Var	Daily Products	WE Product
Continuous trading	48.52	+5.7%	46.71	50.60	2,893,848	-4.3%	2,291,592	602,256
	Price. €/MWh				Volumes. MWh			
	Average	Var	Min	Max	Total	Var	Purchases SRG	Sales SRG
AGS's segment	48.77	+5.6%	47.67	50.19	797,520	+0.3%	797,520	



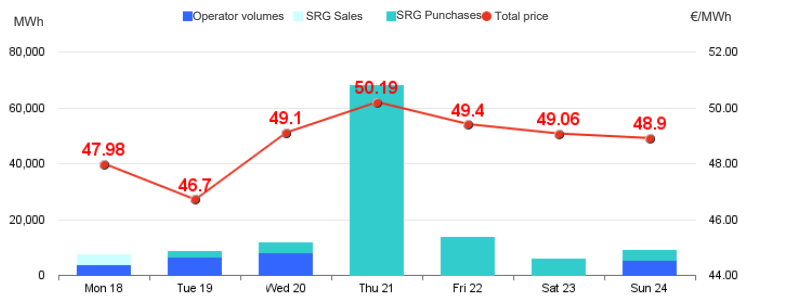
Intra-Day Gas Market (MI-GAS)

	Price. €/MWh				Volumes. MWh			
	Average	Var	Min	Max	Total	Var	Purchases SRG	Sales SRG
Continuous trading	48.60	+4.9%	46.60	51.20	541,224	-24.1%		
	Price. €/MWh				Volumes. MWh			
	Average	Var	Min	Max	Total	Var	Purchases SRG	Sales SRG
AGS's segment	-	-	-	-	-	-	-	-



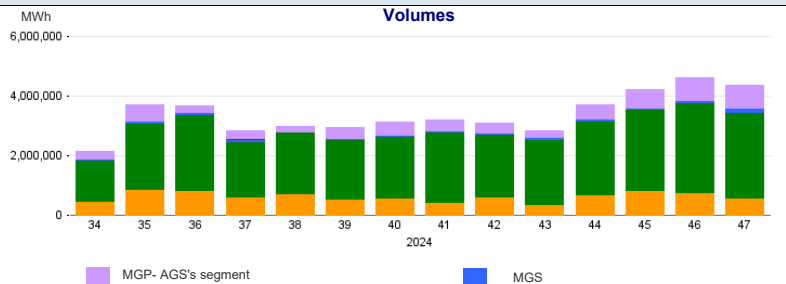
Market for the trading of gas stored (MGS-GAS)

Week	Storage	47	46
Price. (1) €/MWh	Stogit	48.76	46.01
	Edison Stoccaggio	-	-
	Total	48.76	46.01
Volumes. MWh	Stogit	123,280	77,727
	Edison Stoccaggio	-	-
	Total	123,280	77,727
SRG Activity. MWh	Purchases	97,092	28,647
	Balancing (2)	97,092	28,647
	Other purposes (3)	-	-
	Sales	3,879	2,406
	Balancing (2)	3,879	2,406
Other purposes (3)	-	-	



1) The Total price is calculated as a weighted average price for the total volumes exchanged in each storage system.
2) To securely manage any expected deviations between overall network injections and withdrawals pursuant to Art. 2.5 of Annex A, AEEGSI's Resolution 312/2016/R/gas
3) Stored gas trades by Snam Rete Gas (SRG) not included in "Balancing"

Weekly evolution



Forward Gas Market (MT-GAS)

Products	Market				OTC		Total		Open interest*			
	Minimum Price	Maximum Price	Check Price*	Trades	Volumes	Registrations	Volumes	Volumes	change %	MWh/d	MWh	
	€/MWh	€/MWh	€/MWh	change %	N.	MWh/d	N.	MWh/d	MWh/d	change %	MWh/d	MWh
BoM-2024-11	-	-	42.27	3.7%	-	-	-	-	-	-	-	-
M-2024-12	-	-	49.49	9.3%	-	-	-	-	-	-	-	-
M-2025-01	-	-	49.74	9.7%	-	-	-	-	-	-	-	-
M-2025-02	-	-	50.14	9.3%	-	-	-	-	-	-	-	-
Q-2025-01	-	-	50.53	10.6%	-	-	-	-	-	-	-	-
Q-2025-02	-	-	49.23	13.3%	-	-	-	-	-	-	-	-
Q-2025-03	-	-	48.52	12.4%	-	-	-	-	-	-	-	-
Q-2025-04	-	-	43.70	0.0%	-	-	-	-	-	-	-	-
SS-2025	-	-	49.57	12.1%	-	-	-	-	-	-	-	-
WS-2025/2026	-	-	43.98	0.0%	-	-	-	-	-	-	-	-
CY-2025	-	-	48.25	9.6%	-	-	-	-	-	-	-	-
Total											0	0

*Referred to the last session of the week